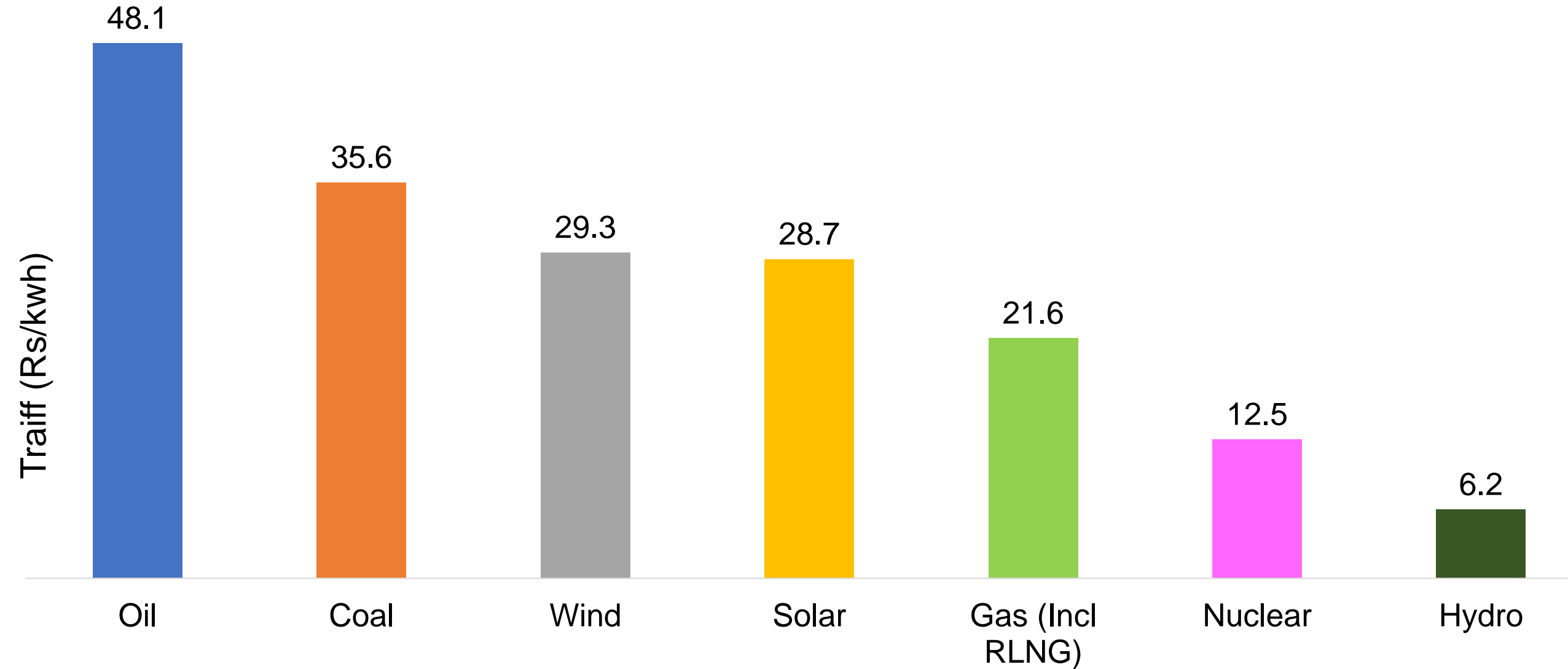


Knowledge Forum

Cost of Energy In Pakistan

The Pakistan Academy of Engineering

Avg Electricity Generation Tariff



Government Receipts

Revenue	Billion Rupees	% of total Receipts
Total Revenue	17,815	-
Receipts from Energy sources	1199	6.7%
Breakdown of Receipts from Energy sources		
Receipts	Billion Rupees	% of Receipts of Energy sources
Petroleum Levy	960	80.07 %
Natural Gas Development Surcharge	27	2.25%
Royalty on Crude Oil	58	4.84 %
Royalty on Natural Gas	94	7.84 %
Discount Retained on Local Crude Price	25	2.09 %
Windfall Levy against Crude Oil	28	2.34 %
Gas Infrastructure Development Cess (GIDC)	3	0.25 %
Petroleum Levy on LPG	4	0.33 %

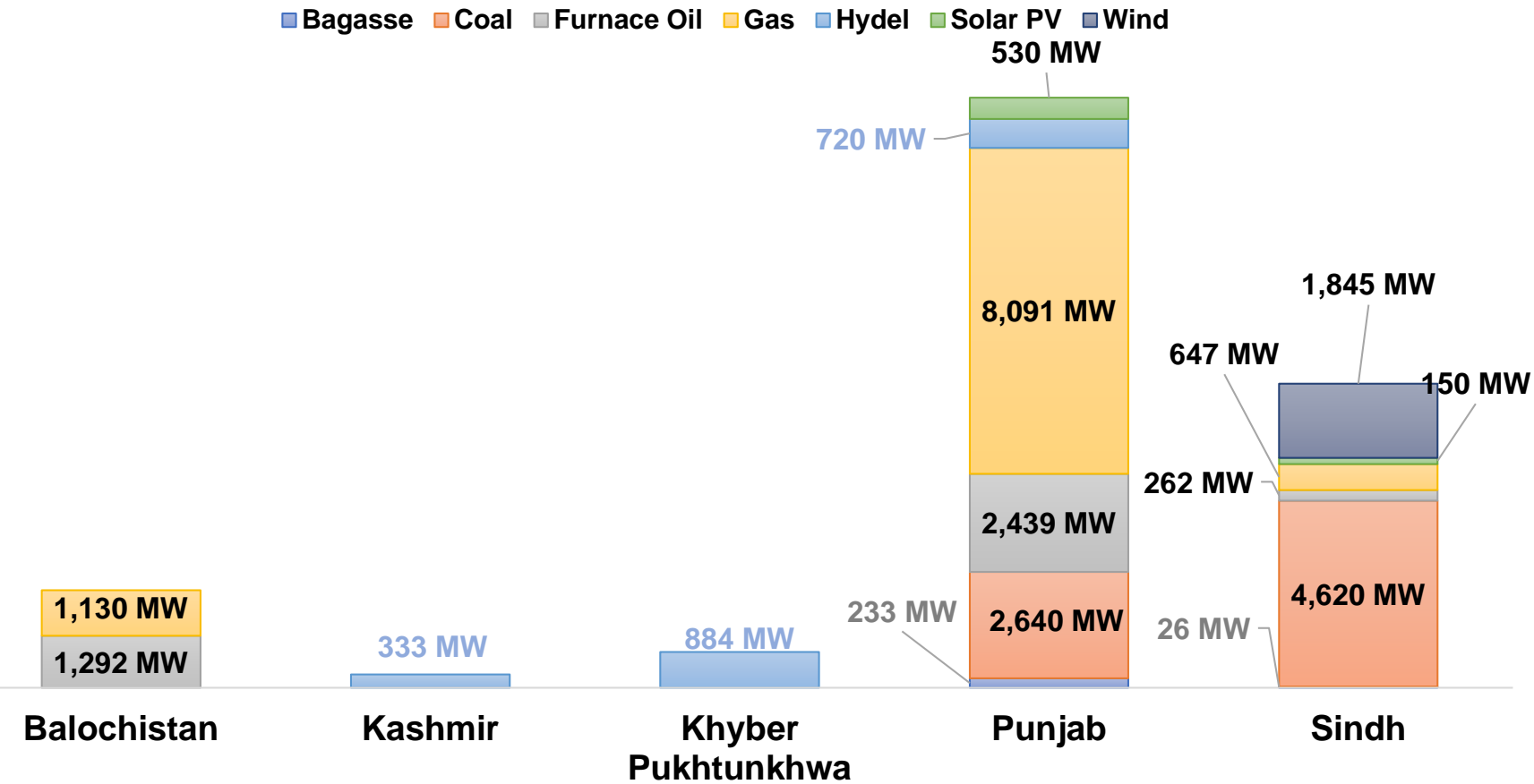
OGRA Pricing (Rs/ Liter)

Ex - Depot Sale

Price Calculation wef Jan 16. 2025

	Direct
Ex-refinery	158.55
IFEM (inland freight equalization margin)	8.79
	167.62
Distributor margin	1.58
Dealer margin	-
Petroleum Levy	0.05
Price before Sales Tax	162.95
Sales Tax	-
Max. ex-depot sale price	169.25
Max. ex-depot sale price	169.25

IPPs Across Pakistan

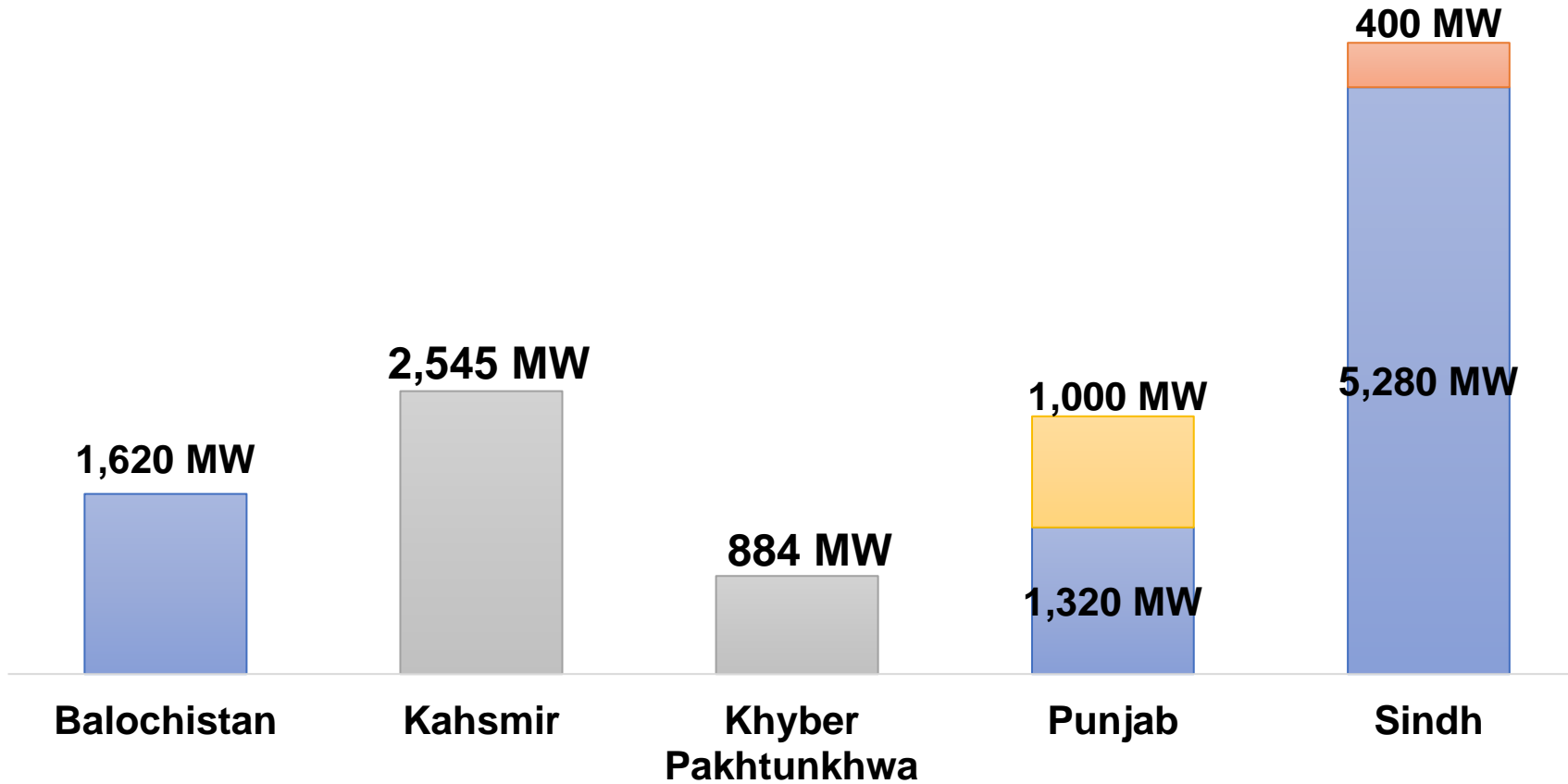


Total IPPS: 101

Total Capacity: 25,842 MW

- Balochistan: 2,422 MW
- Kashmir: 333 MW
- KP: 884 MW
- Punjab: 14,652 MW
- Sindh: 7,551 MW

IPPs Projects Under CPEC



Total Projects: 21 Plants

Total Capacity: 13,049 MW

• **Solar: 1,000 MW**

• **Wind: 1,845 MW**

• **Hydel: 3,429 MW**

• **Coal: 8,220 MW**

Operational: 15 Plants

General Supply Tariff- **KE**

Category	Details
Residential (A-1)	<ul style="list-style-type: none"> • 0–200 Units: Rs. 7.74 – 10.06 / kWh • 201–700 Units: Rs. 16.48 – 37.80 / kWh • Above 700 Units: Rs. 42.72 / kWh
Commercial (A-2 & A-3)	<ul style="list-style-type: none"> • Load < 5 kW: Rs. 37.31 – 37.75 / kWh • Load ≥ 5 kW: Rs. 39.43 / kWh (Fixed: Rs. 500 / kW)
Industrial (B)	<ul style="list-style-type: none"> • Load < 5 kW: Rs. 34.33 / kWh • Load ≥ 5 kW: Rs. 31.05 – 34.55 / kWh (Fixed: Rs. 420–500 / kW)
Bulk Supply (C)	<ul style="list-style-type: none"> • Rs. 37.63 – 41.35 / kWh
Agriculture (D)	<ul style="list-style-type: none"> • Rs. 24.10 / kWh (Fixed: Rs. 200 / kW)
Temporary Supply (E)	<ul style="list-style-type: none"> • Rs. 35.41–42.03 / kWh
Public Lighting (G)	<ul style="list-style-type: none"> • Rs. 37.43 / kWh
Residential Colonies (H)	<ul style="list-style-type: none"> • Rs. 37.43 / kWh

General Supply Tariff- Others

Category	Details
Residential (A-1)	<ul style="list-style-type: none"> • 0–200 Units: Rs. 6.76 – 27.16 / kWh • 201–700 Units: Rs. 30 – 37.8 / kWh • Above 700 Units: Rs. 42.72 / kWh
Commercial (A-2 & A-3)	<ul style="list-style-type: none"> • Load < 5 kW: Rs. 37.37– 37.75 / kWh • Load ≥ 5 kW: Rs. 39.43 / kWh (Fixed: Rs. 500/kW)
Industrial (B)	<ul style="list-style-type: none"> • Load < 25 kW: Rs. 34.38/kWh • Load ≥ 500 kW: Rs. 31.49 – 37.47 / kWh (Fixed: Rs. 440–500 / kW)
Bulk Supply (C)	<ul style="list-style-type: none"> • Rs. 29.1 – 35.87 / kWh
Agriculture (D)	<ul style="list-style-type: none"> • Rs. 24.1 – 34.43 / kWh (Fixed: Rs. 200/kW)
Temporary Supply (E)	<ul style="list-style-type: none"> • Rs. 35.47 – 42.03 / kWh
Public Lighting (G)	<ul style="list-style-type: none"> • Rs. 38.53 / kWh
Residential Colonies (H)	<ul style="list-style-type: none"> • Rs. 37.43 / kWh

WAPDA Hydroelectric Tariff

WAPDA Hydroelectric Tariff (2023-24)

Power Stations	Province	Capacity (MW)	NEO (GWh)	Variable Rate (Rs./kWh)	Fixed Charges (Rs./kW/M)			Hydel Levies			
					Fixed Rate	Revenue Gap	Interest on Loans for NHP	NHP Regular (Rs./kWh)	WUC (Rs./kWh)	NHP Ar-rears (Rs./kW/M)	IRSA (Rs./kWh)
Tarbela	KPK	3,474	12,446.000	0.040	589.910	27.923	--	1.548	--	282.761	0.005
Warsak	KPK	242	899.000	0.108	1,002.320	70.959	--	1.548	--	282.761	0.005
Duber Khwar	KPK	130	495.000	0.323	2,319.073	872.715	--	1.548	--	282.761	0.005
Allai Khwar	KPK	121	481.000	0.218	1,742.092	261.391	--	1.548	--	282.761	0.005
Khan Khwar	KPK	72	263.000	0.291	2,062.473	969.723	--	1.548	--	282.761	0.005
Jabban	KPK	22	125.000	0.276	2,869.849	-406.853	--	1.548	--	282.761	0.005
Dargai	KPK	20	71.000	0.185	1,426.061	602.416	--	1.548	--	282.761	0.005
Kuram Garhi	KPK	4	14.000	0.539	3,426.977	1,394.116	--	1.548	--	282.761	0.005
Chitral	KPK	1	3.000	1.303	7,241.005	9,160.685	--	1.548	--	282.761	0.005
Tarbela 4th Ext.	KPK	1,407	4,427.000	0.123	978.021	525.635	--	1.548	--	282.761	0.005
Golen Gol	KPK	108	132.000	1.597	3,464.622	4,514.854	--	1.548	--	282.761	0.005
Gomal Zam	KPK	17	41.000	1.236	5,085.284	-425.345	--	1.548	--	282.761	0.005
Ghazi Barotha	Pujnab	1,447	6,813.000	0.073	911.291	-24.603	--	1.474	--	1133.720	0.005
Chashma	Punjab	183	876.000	0.204	1,908.714	196.967	--	1.474	--	1133.720	0.005
Jinnah HPP	Punjab	95	207.000	0.417	1,798.014	444.141	--	1.474	--	1133.720	0.005
Rasul	Punjab	22	54.000	0.229	1,271.670	416.807	--	1.474	--	1133.720	0.005
Nandipur	Punjab	14	36.000	0.307	1,660.933	983.774	--	1.474	--	1133.720	0.005
Shadiwal	Punjab	13	32.000	0.303	1,527.775	677.708	--	1.474	--	1133.720	0.005
Chichoki	Punjab	13	31.000	0.285	1,450.690	622.819	--	1.474	--	1133.720	0.005
Renala Khurd	Punjab	1	2.000	1.664	5,632.486	4,882.747	--	1.474	--	1133.720	0.005
Mangla	AJK	997	3,838.000	0.107	1,017.230	251.911	--	--	1.100	--	0.005

Source: NEPRA

Combined Technical, Distribution and Commercial Losses for DISCOs from FY 2014-2024

